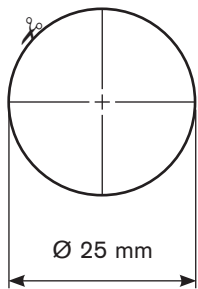
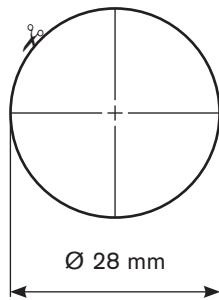


# Adapter templates

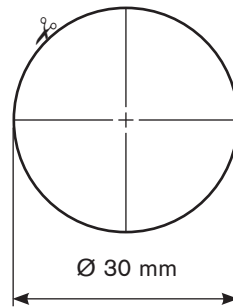
1. Print the adapter templates with thread gages on heavy paper.
2. Please select the „actual size“ printing option.
3. Check the length of the scale on the printout – both sides must each be 4 cm in length.
4. Please check the printing settings if one or both sides are not 4 cm in length



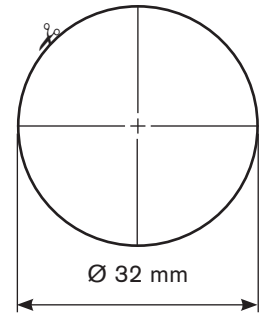
Adapter recommendation  
GL 32/25



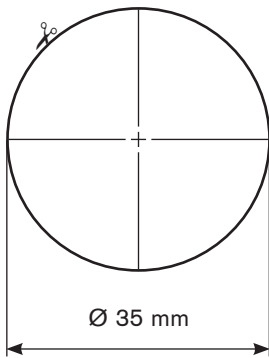
Adapter recommendation  
GL 32/28, GL 32 / S 28



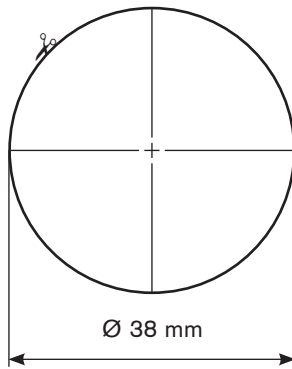
Adapter recommendation  
GL 32/30



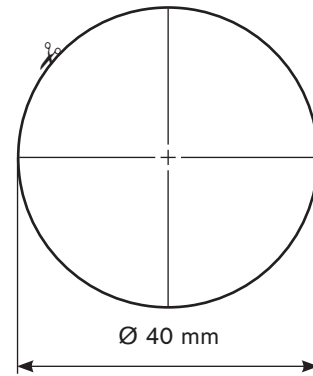
Adapter recommendation  
GL 45/32



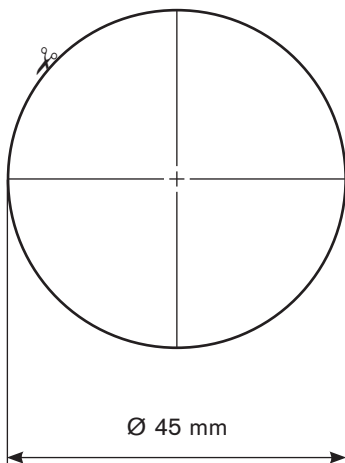
Adapter recommendation  
GL 45/35



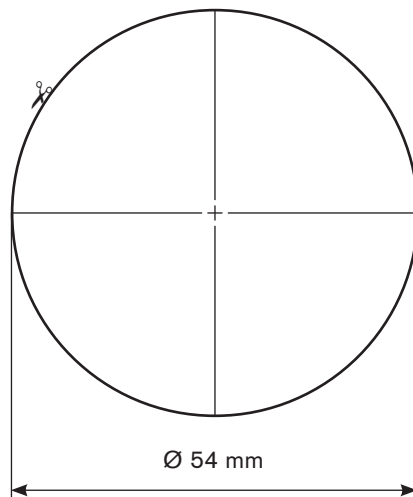
Adapter recommendation  
GL 45/38



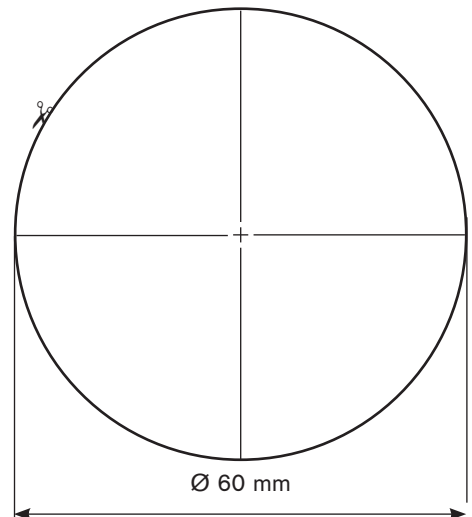
Adapter recommendation  
GL 45 / S 40



Adapter recommendation  
GL 32/45

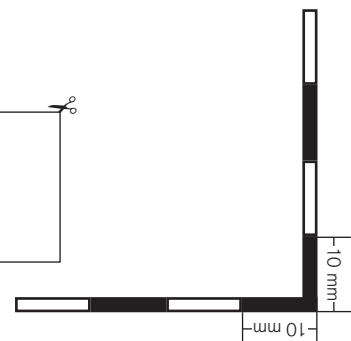
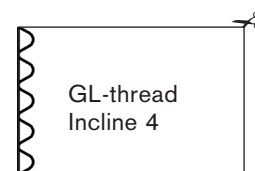
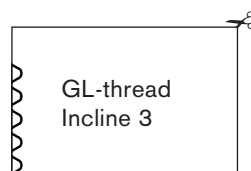
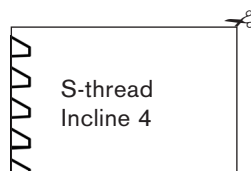
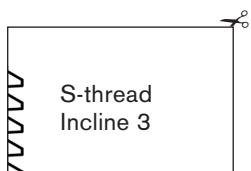


Adapter recommendation  
GL 45 / S 54



Adapter recommendation  
GL 45 / S 60



## Thread gauges



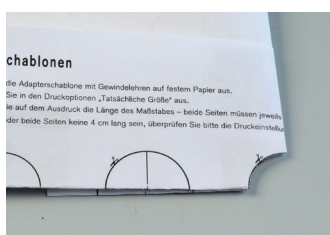
## Determining the outside diameter of the bottleneck:

1. First estimate the diameter of the bottleneck and select the suggested matching adapter.


2. Fold the sheet of paper crosswise along the printed folding line so that you obtain a quarter circle from the suggested adapter.



3. Cut out the suggested adapter along its perimeter.



4. Unfold the paper again.



5. Slip the cut-out hole over the bottleneck. If the hole just fits over the bottleneck, you have most probably determined the right bottle diameter.

6. This can be verified by repeating the process with the next smallest circular template; the hole must then not fit over the bottleneck.

## Determining the thread pitch:

1. Cut the thread gauge located on the lower edge of the adapter template along the line.

2. Hold the gauge on the thread. If it fits into the cut-out recess on the bottle thread, then you most probably have determined the correct thread pitch



Order numbers for PP adapters for Dispensette® S, Titrette® or seripettor®

Diameter Bottleneck [mm]	Thread pitch	Cat. No.
25	3	7043 25 + 7043 96
28	3	7043 28 + 7043 96
30	4	7043 30 + 7043 96
32	4	7043 96
35	4	7044 31
38	4	7043 97
40	4	7043 43
45	4	No adapter required
54	4	7044 30
60	4	7043 48